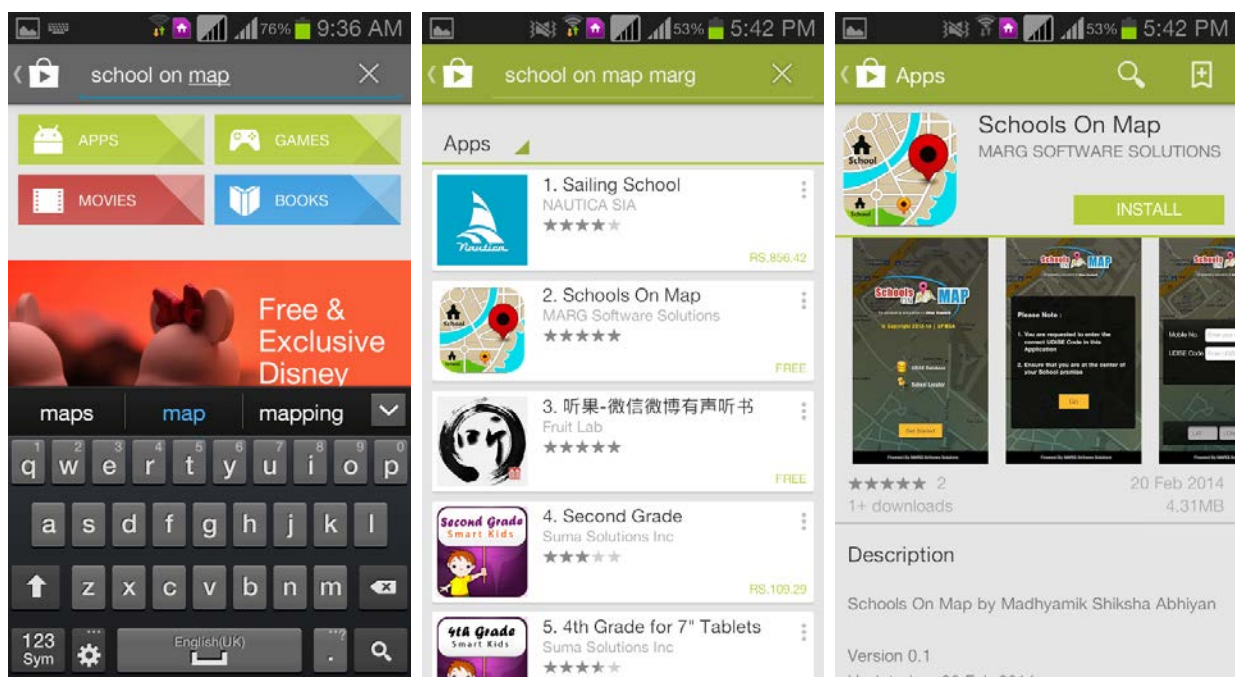


How to Install mobile app for school on the map on Your Android Phone or Tablet

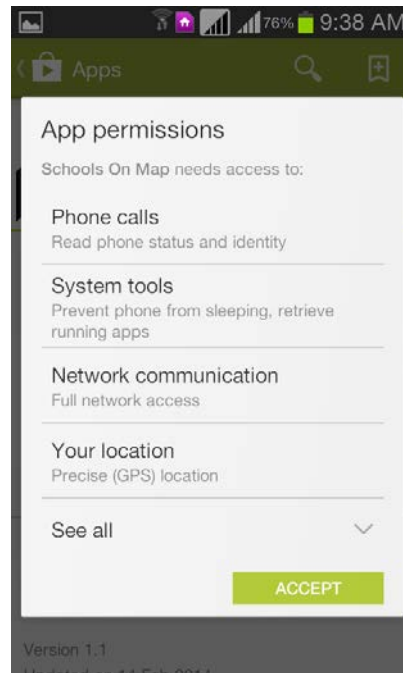
The primary way you'll install apps on Android is by firing up the Play Store app on your phone or tablet. You'll find the Play Store in your app drawer and likely on your default home screen. You can also open it by tapping the shopping bag-like icon at the top-right corner of the app drawer.



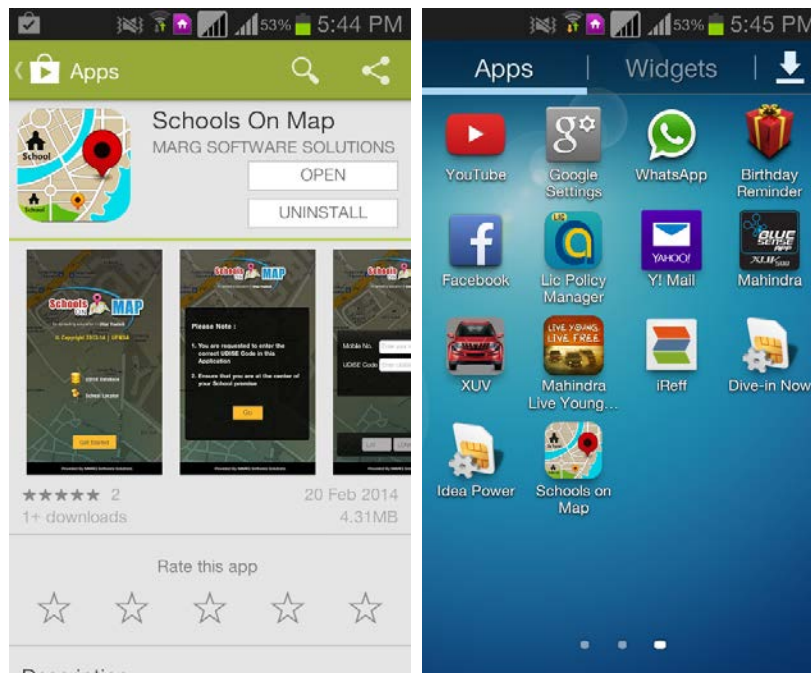
Once in the store, browse or search for a School on Map app and tap the Install button to install it.



You will be prompted to provide certain device permissions for the installation to continue.

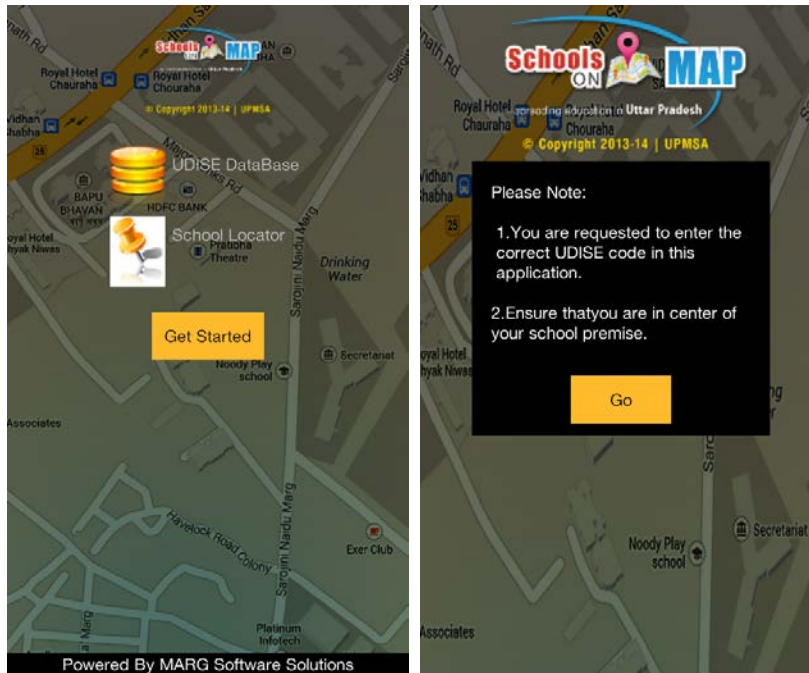


Once the download and installation are complete, you can tap the Open button in the Play Store listing, or tap the icon from the notification tray to open your app. Otherwise, the app will be accessed by tapping the Apps icon in the bottom of your home screen, assuming an icon hasn't already been put on your home screen.



How to Use School on map App

Once in the App open press Get Started & read instructions carefully then Go.



Enter Your Mobile No. & Correct UDISE Code then Check.

The first screenshot shows the data entry form with the following fields:

- Mobile No. (with placeholder: Enter your Mobile Number)
- UDISE Code (with placeholder: Enter Udise Code here)
- District (with placeholder: District Name)
- Village (with placeholder: Village Name)
- Block (with placeholder: Block Name)
- School (with placeholder: School Name)
- Latitude Value (with placeholder: latitude Value)
- Longitude Value (with placeholder: longitude Value)

The second screenshot shows the 'Check' button and the following information:

- Mobile No. 7594926265
- UDISE Code 9010100502
- District SAHARANPUR
- Village KULEHDI
- School U.P.S.KULHEDI
- Phone numbers: 26.857073792181964 80.95464965901243

The third screenshot shows a confirmation message: 'Thank you for submitting the school Information. We will reach you in case of any failure in the data received.' with an 'OK' button.